



<https://www.remc.org/21Things4Students/>

What is a Digital Breakout Activity?

AKA Virtual Escape Rooms

<https://www.sandycangelosi.com/2018/05/using-digital-breakouts.html> for icons

It is a web page or web site that presents one or more digital activities for students to solve.



Clues are presented in a variety of ways through images, words, or hyperlinked activities. These can address any content area.



Students use clues to locate and solve an activity and open the lock. There may be 2-5 or more different clues to solve to complete the breakout activity.

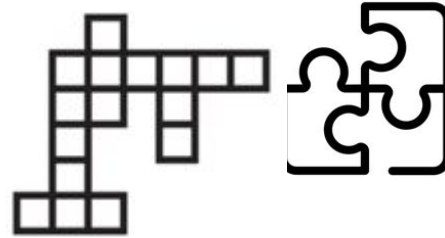


Digital Breakouts can promote collaboration and teamwork as students work together to locate and solve clues.

A Goal: To Enhance Curriculum & Engage Students

A few types of interactive activities or puzzles that may be used for a breakout activity:

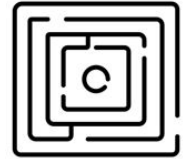
- **Mazes**
- **Jigsaw Puzzles**
- **Crossword Puzzles**
- **Matching Vocabulary Games**
- **Hidden Images**
- **Word Searches**
- **Directional Grids**
- **And More!**



Is digital drama a thing? ¹

True

False



Start Here!	Imagination	Overlooking	Gossiping
Reality	Observing	Listening	Forget
Ignoring	Talking	Hear	Open
Showing	Experience	Close	Two
Disregard	Share	One	Empathy

Use the direction key to determine the correct answer path:

u: Up	d: Down	l: Left	r: Right
-------	---------	---------	----------

A Goal: To provide an interactive and engaging opportunity for learning and/or review of content

Students look for hidden links on the “Breakout web page” to solve activities and get the keys to the locks.



They may type in the answer (in a linked form embedded on the page) to see if they solved, or opened each lock.

4 Digit Lock *

Tip: no spaces

Your answer



7 Letter Directional Lock *

Tip: All lowercase letters. u=up, d=down, l=left, r=right

Your answer



4 Letter Color Lock *

Tip: All lowercase letters, orange=o, yellow=y, green=g, blue=b

Your answer



5 Letter Word Lock *

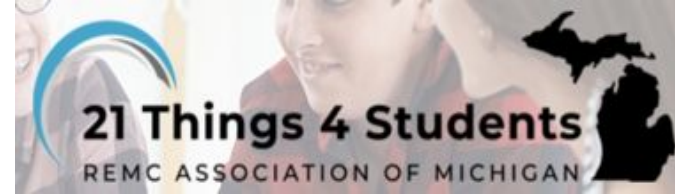
Tip: Use lowercase letters

Your answer



A Goal: Address student requests for more “*Game-like learning opportunities*”

Breakouts in 21Things4Students



- [5.Q4 Digital Footprint Getting Social](#) now hosts *an alternative Digital Breakout Challenge Activity*.
- [8.Q4 Troubleshooting Breakout Challenge](#) is a *Breakout* activity that reviews the learning from 8.Q1 Murphy's Law, 8.Q2 Now What?, and 8.Q3 Safe?
- [6.Q3 Cyber Safety Online Etiquette](#) now has three activity choices: a *Cyber Shield Quiz*, a *Digital Breakout*, and *Qualities of Digital Citizenship*.
- [7.Q43 Be Legal & Fair Stop the Pirates](#), includes a *Digital Breakout Review Activity*.

Dig deeper by looking at one example





Digital Footprint Breakout Example [Thing 5 Quest 4](#)

B. Quest 4 Digital Breakout Challenge Activity



This is an example of providing an **alternative for a lesson** where students can complete

- the step-by-step directions to complete an activity (Part A)
- complete a Digital Breakout Challenge Activity (Part B)
- Or do both



Example: 5.Q4 “Getting Social” Digital Breakout

This is a **Google Site Web page** that has hidden links to 5 different activities to solve to complete the task.



Make sure to start your timer!



A **Countdown timer** may be used

*Look for the learning elements targeted in the activities on the next slides.



Students look for clues on the page to the activities to open the locks

HELP!!! I need the answer to Mr. Maxwell math test.

umm....NO!

You better help or I am going to post that dance you did on TikTok!

You wouldnt! You said you deleted it! I can't dance and you know it.



I will post it right now! Help!!! I can't fail. I will be grounded for the rest of the year if I don't pass math this semester!

wa

5 Letter Word Lock *


Tip: Use lowercase letters

Your answer



Summative assessment of Quest concepts about a Digital Footprint.

Students will click on the text message image and it will take them to an 8 question Google Form (Microsoft forms can be used). If they answer any questions incorrectly it will come up with an **“oops” page** and they will have to try it over again. Once they have answered all 8 questions correctly they will receive the **“congratulations”** page with the letter lock answer.




Vocabulary Memory Match Game

Getting Social Vocabulary



Vocabulary list Image opens to

Review of the Quest Vocabulary terms



Empathy: Empathy is the ability to understand another.

Choice Board: A choice board is a graphic organizer that allows students to choose different ways about a topic.


Social Responsibility: Social responsibility is the idea that companies have a duty to act in the best interests of society as a whole.

The vocabulary list on the page is a hyperlink that will take them to another site that allows them to match the terms to their correct definitions. Once they have made all 6 matches they will get a congratulations message on the screen with the 4 digit lock number.

5 digit lock



Students will find this lock at a hyperlinked image that says “Words Have Power.” When they click on it they will be taken to a Google Drawing “I Spy” page. They will have to use the images and acronym THINK to figure out the 5 digit lock.



Supports what they should do (THINK) before responding or sending a message or text.

7 Letter Directional Lock



7 Letter Directional Lock *


Tip: All lowercase letters. u=up, d=down, l=left, r=right

Your answer



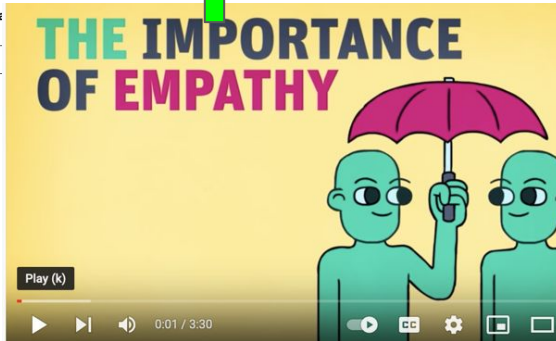
will explore how to make better decisions and show empathy for others on social media.

Start Here!	Imagination	Overlooking	Gossiping
Reality	Observing	Listening	Forget
Ignoring	Talking	Har	Open
Showing	Experi	Use	Two
Disregard	Share	One	Empathy



Use the direction key to determine the correct answer path

u: Up	d: Down	l: Left
-------	---------	---------



Students will find the Google Doc Grid hyperlinked to the word **“Empathy”** in the introduction text that is bold and underlined. Once they click on the image it will take them to the **Google Doc that has a grid and helpful clues on how to move from one end to the other on the grid.** The **“Empathy Video”** is also hyperlinked on the Google Doc for students to click on it and watch the video to help them answer the clues. All of the answers for the clues are connected to the video. Students will not know if they have the correct answer for the directional lock until they enter it in the lock Form on the Google Site.

Supports what empathy is, how important it is, and important actions.


4 Color Grid lock



Could Jessica learn anything from how other teens deal with social media?



The **color lock** is a **Google Doc** that is **hyperlinked** in the text “Could Jessica learn anything from how other **teens deal with social media**?”. When students click on it they will be taken to a Google doc that has four different scenarios where they must select the correct answer each answer has a color that will give them the color lock. They must go in order with the scenarios in order to get the color lock correct.




Scenario 1:
Your friend and you take a picture together. Your friend wants to post it online, but you do not want them to. What do you do?

A. You let your friend post it regardless.	B. You report it once he or she posts it so that it will be taken down.
C. You talk to your friend and share why you do not want the picture posted.	D. You un-tag yourself so no one knows it's you in the picture.

Scenario 2:
You just got home from school and you go straight online. You notice that your friend had posted a mean comment about your teacher. What do you do?

A. You comment on the post to start a discussion with your friend about why he or she posted it.	B. You report the mean comment to an adult and/or the social media website.
C. You keep scrolling. It is not your problem.	D. You agree with your friend by making a comment that agrees with your friend's comment about the teacher.



Scenario 3:
A group of kids at school is going around posting pictures to be funny. They want you to like all the photos so more people will like them.

A. You like the pictures because they are funny.	B. You tell other people to start liking the pictures.
--	--

4 Letter Color Lock *

Tip: All lowercase letters, orange=o, yellow=y, green=g, blue=b

Your answer _____

Supports ways teens can deal with social media with examples and scenarios.



Winner



Students submit their form to get the Winner award where they can take a screenshot to put in their own Digital Showcase Portfolio (template provided on the 21t4s site), or show their teacher.

Future plans past March 30, 2022

- A few additional Breakout Activities are in development to be completed by July 2022.
- Feedback from students and teachers will help guide further work.

Important Note: The answer Keys for each Breakout are provided for the teachers in a spreadsheet that is hyperlinked on the [Teacher Resources Page](#) that requires a login and is provided upon completion of the Teacher Registration Survey.